


Data sheet flowcom 2

Range of application	
Function	<ul style="list-style-type: none"> - Gas compensation computer - Energy quantity calculator - Bidirectional measurements - Redundant measurements - Registration alarm states
Temperature range	-40 to +55 °C
Humidity	Max. 95% non-condensing
Media	Liquids, gases, refrigerants, etc.

General information	
	<p>Housing: Die-cast aluminium Mounting: Wall mounting DIN rail mounting (opt.) Protection class: IP65 / IP67 Dimensions (WxHxD, mm): 240 x 150 x 95 Weight: 2,5 kg Display: LCD 256x121 px. Backlight: LED Operation: Intuitiv via 6 main keys (Silicone keys, UV resistant) or Windows operating software</p>

Inputs	
Inputs Measured variables	2 x Flow 2 x Temperature 2 x Pressure
Flow inputs	2 independent flow channels, Configurable as: 4...20 mA analogue input (active/passive) HF pulse input, Individually configurable (NAMUR, coil, PNP, NPN, reed sensor or active input), Voltage dependent on setting: max. 27 V; max. 10 kHz Suitable for flow meter types: dP Transmitter (Orifices, Nozzles, Venturis, V-Cone), Pulse generating type (turbine meter, Vortex), Flow meter with linear analogue output signal
Temperature inputs	2 independent temperature channels, Configurable as: 4...20 mA analogue input (active/passive) PT100/PT500 (2-wire or 3-wire)
Pressure inputs	2 independent pressure channels, 4...20 mA analogue input (active/passive)


Technical data	
Function	Gas compensation computer and Energy quantity calculator
Operating modes	Splitting Range (1 measuring point, up to 3 dp-transmitter) Averaging (1 measuring point, up to 3 dp-transmitter) 2 independent measurement points
Measured variables	Pressure, temperature, volume flow, standard volume flow, mass flow and power
Counters	Volume, standard volume, total mass, energy quantity
Languages	German, English
Units	Metric, SI, US
Power supply	100-240 VAC 16-27 VDC (optional)
Power consumption	Max. 15 W
Logger	Memory for 2600 data sets Storage interval adjustable (1 min to 60 min)
Compensation modes	<ul style="list-style-type: none"> - Compressibility tables - Ideal gas equation (improved) - GERG88 equation
Parameterisation	Via keyboard and display or Windows operating software
Isolation	All inputs are isolated from the communication ports. This applies to the power supply and the passive and analogue outputs.
Resolution	Analogue inputs and outputs: 16 Bit (< 0.05 %) Pt100: @0°C (100 Ω) / @500°C (280 Ω) <±0.15°C / <±0.35°C Pt500: @ 0°C (500Ω) / @ 400°C (1235 Ω) <±0.75°C / <±1.7°C HF pulse input: < 0.00062 %
Calculation accuracy	< 0.05 %
Digital interfaces	RS485 (Modbus capable), USB socket (Mini B)

Outputs	
Analogue	2 configurable analogue (4-20 mA) outputs, selectable as active or passive.
Digital	2 configurable isolated NPN outputs: pulse, alarm or switching output. Frequency max. 100 Hz.
Relay	2 configurable relay outputs: alarm or switching output

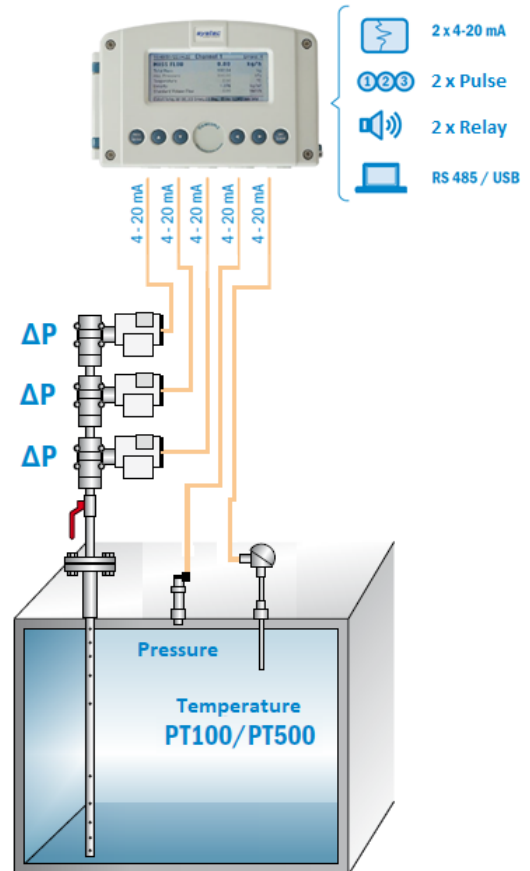
Data sheet flowcom 2

Supported operating modes


One measuring point: Averaging



One measuring point: Splitting Range



Two measuring points / flow - return Balancing



Any questions? We are happy to help you!

If you are not sure whether flowcom 2 is right for your application, please contact us! We will be happy to help you.

Further, detailed information about the flowcom 2 and application examples can be found on the product pages of our website at www.systemec-controls.de (Products)

Under www.systemec-controls.de (Information & Contact) you will find your personal contact person and can also send us an inquiry via the online form.

You can get personal contact to the specialists at the head office here:

systemec Controls Mess- und Regeltechnik GmbH

Lindberghstraße 4

82178 Puchheim

Germany

Phone: +49-(0)89-80 90 60 / Fax: +49-(0)89-80 90 6-200

Info@systemec-controls.de

<http://www.systemec-controls.de>